

STEPHENS INTERNATIONAL PUBLIC SCHOOL

WINTER BREAK

SUBJECT ENRICHMENT ACTIVITIES/WORK

SESSION -: 2021-2022

CLASS - 5





SUBJECT – ENGLISH

Read Chapter -10, "The Spider And The Fly"(Play) thoroughly and then depict the stepwise summary of this play in pictorial form (pictures) along with the moral of the story at the end. It should not be less than 10 sentences. And alongside each sentence beautifully draw or paste the related colourful pictures to make the story more clear and interesting for the readers.

Note :- Do this activity on A4 size sheets.(can use coloured sheets even)



स्टीफन्स इंटरनैशनल पब्लिक स्कूल

वर्कशीट

कक्षा: पांचवीं




भारत के अलग-अलग नृत्यों के चित्र बनाएं या चिपकाएं (कम से कम पांच) (scrap book) नृत्य तथा उन नृत्यों से संबंधित तीन-तीन पंक्तियां लिखें।

SUBJECT : MATHS

Q-1. In a certain code language, if 'PRIME' is coded as 'RPHEM' , then how will 'GIVEN 'be coded in the same language?

- A. IGWNE
- B. IGUNE
- C. GIWEN
- D. GIUNE


Q-2. How may triangles are formed in the given figure?



- A. 23
- B. 24
- C. 25
- D. None of these

Q-3. Select a number from the options which will replace the '?' to complete the given series.

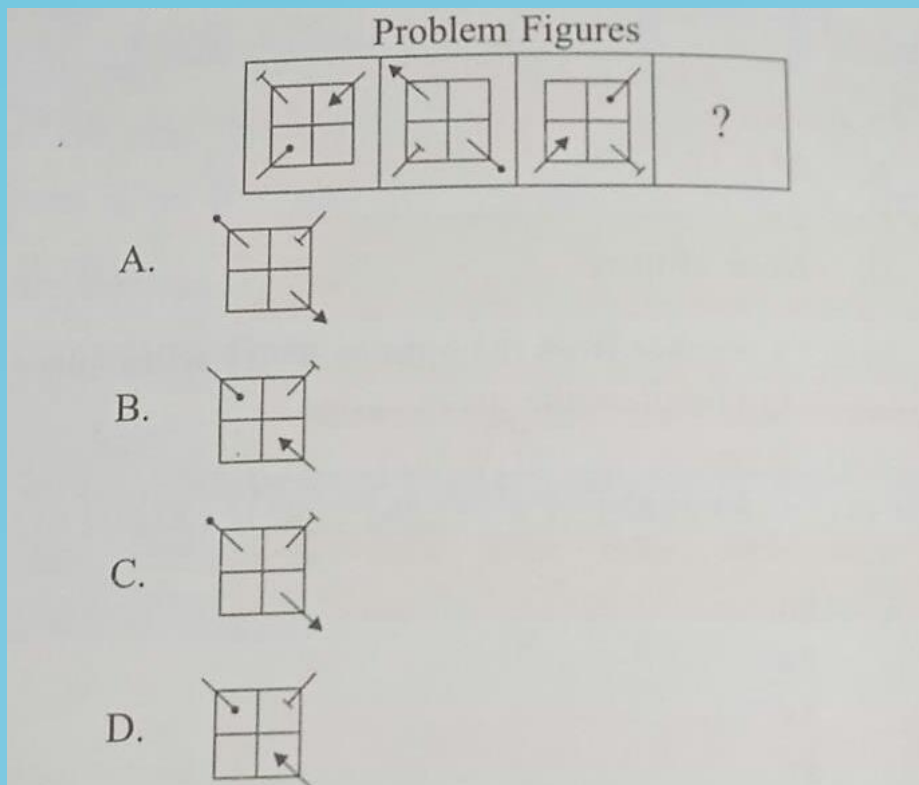
- A. 80
- B. 79
- C. 88
- D. 81



Q-4. Select the odd one out.

- A. GHI
- B. UVW
- C. KML
- D. WXY

Q-5. Which of the following options will continue the series as established by the Problem Figures?



Subject – Science

Q.No.1: What type of simple machines are shown in the following pictures?

1.

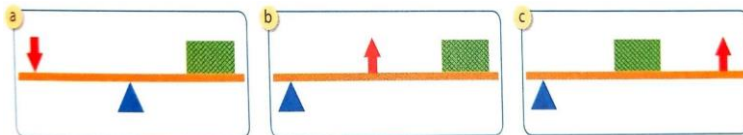


2.



Q.No.2: Think and answer.

Which of the following levers would be the best choice to lift a heavy box?



Q.No.3: Label the fulcrum, load and effort in each of the following.

1. Pliers



2. Nutcracker



Q.No.4: Read the clues and unscramble the words given below to get the names of some common levers. Write the name of each lever.

1. I am made of wood. You use me to hit a ball out of the playground for a six!

C T C K E R I A T B

2. I am a long, thin pole with a string and a hook attached at one end. People use me to catch fish.

S H F I G I N O D R



Q.No.5: Model of lever.

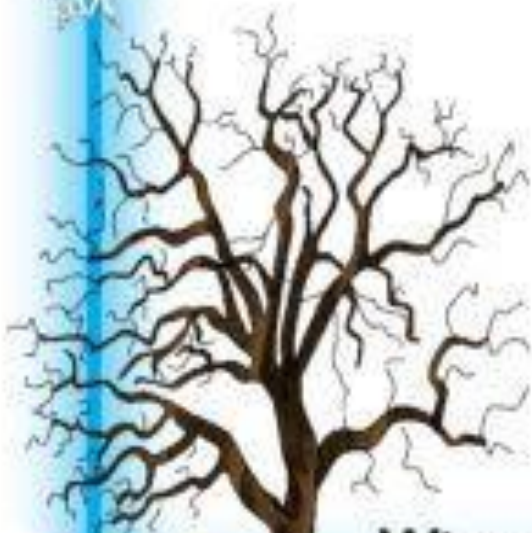
You will need some balls, a wooden stick, a plastic cup, and adhesive tape and a small block of wood.

- 1.** Attach the plastic cup to one end of the wooden stick with the help of adhesive tape.
- 2.** Place some balls in the plastic cup.
- 3.** Place a small block of wood under the wooden stick at the centre as shown in the picture.



Now, stomp on the other side of the stick and see how far your ball goes.

This model can also be made using water balloons.





SUBJECT-SST

1. MAKE A LIST OF EMERGENCY PHONE NUMBERS .

DISCUSS WITH ALL YOUR FAMILY MEMBERS AND ALSO

ASK THEM WHEN WE HAVE TO CALL WHICH EMERGENCY
NUMBER.

2. ACTIVITY: DRAWING FROM SEEDS.

DRAW A PICTURE ON PAPER AND PASTE SEEDS- PULSES ON IT.

Subject – Computer

Project work

Enter the following data in Excel sheet.

PROGRESS REPORT				
Roll.no.	Name	English	Hindi	Total
101	Anju	28	19	
102	Manju	19	17	
103	Ragini	16	18	
104	Kirti	19	19	

Use '**Auto sum**' to find '**Total**' and apply formatting effects (Bold, Font colour etc)
Then, save your work with your name, class and section'____'.





**HAVE A HAPPY
VACATION!**

**STAY SAFE
AND
ENJOY!**