




***Learning is Life***

***Dr.Aparna Kids Kingdom  
The Nursery School  
Session 2021-2022***

***Winter Break Homework  
Class:- LKG***

Dear Parents,

Enjoy the winter Vacations with fun filled indoor and outdoor activities. Talk about the wonders of nature with your child. Share your childhood memories. Children love to hear these stories. Creative activities like playing with clay, beads, paints and crayons are all times great favourites with the Children. Along with fun and play, kindly reinforce the work done in academics.



# ENGLISH

FILL THE CORRECT INITIAL SOUND OF EACH PICTURE.



ar



us



pple



ap



rrow



ag



nt



at



all

# Maths Holidays Work



Learn The Table of 3

TABLE OF 3

$3 \times 1 = 3$	$3 \times 6 = 18$
$3 \times 2 = 6$	$3 \times 7 = 21$
$3 \times 3 = 9$	$3 \times 8 = 24$
$3 \times 4 = 12$	$3 \times 9 = 27$
$3 \times 5 = 15$	$3 \times 10 = 30$

ADDITION (+)

$$\begin{array}{c} \bullet \bullet \bullet \\ \bullet \bullet \bullet \end{array} + \begin{array}{c} \bullet \bullet \\ \bullet \bullet \end{array} = \square$$

$$\begin{array}{c} \bullet \bullet \bullet \\ \bullet \bullet \end{array} + \begin{array}{c} \bullet \bullet \\ \bullet \bullet \end{array} = \square$$

$$\begin{array}{c} \bullet \bullet \bullet \\ \bullet \bullet \end{array} + \begin{array}{c} \bullet \bullet \bullet \\ \bullet \bullet \end{array} = \square$$

$$\begin{array}{c} \bullet \bullet \\ \bullet \bullet \end{array} + \begin{array}{c} \bullet \\ \bullet \end{array} = \square$$

$$\begin{array}{c} \bullet \bullet \\ \bullet \bullet \end{array} + \begin{array}{c} \bullet \bullet \\ \bullet \bullet \end{array} = \square$$

Connect the Dots!




Colour it

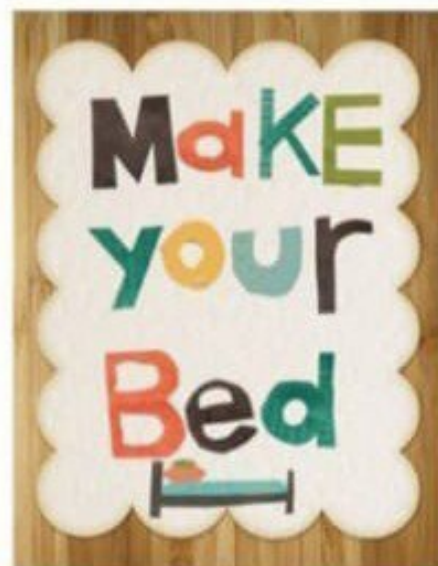

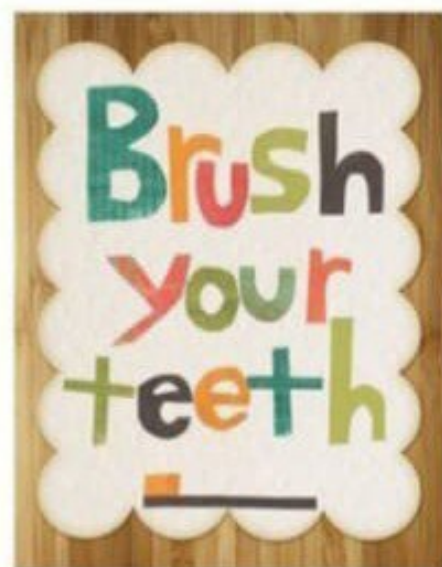
# हिन्दी



# DRAWING



# GOOD HABITS





# EVS ACTIVITY

Experiment showing germination of seeds.



Material required for the experiment are as under:

- 1) Seeds of Moong Dal /Peas
- 2) A small bowl
- 3) Some cotton balls
- 4) 1 Tumbler (Transparent )

Step to follow:-

- 1) Soak seeds of moong dal or pea and keep it soaked for 24 hours.
- 2) Put some cotton balls inside the tumbler.
- 3) Add water to soak the cotton balls.
- 4) Then put some seeds along the side of the Tumbler. So that we can easily see the germination process.
- 5) We will now cover the seeds with some more cotton balls .
- 6) Then again add little water to soak the cotton balls.
- 7) Keep them in your room or kitchen for a week .
- 8) You can see seedling 🌱 will grow in a week.

THANK YOU

