


Dr. Aparna Kids Kingdom
The Nursery School
Session 2021-22

**Winter break
homework
Class - Nursery**



Winter Fun!!!!

Dear parents ,

The school shall remain closed for winter vacation
from 8 January to 16 January.

To keep the students engaged we have come up
with some fun worksheets and activities for the
children.

Wishing you and your family
Happy Holidays!!!

Happy & Winter

HAPPY HOLIDAYS



ENGLISH HOLIDAYS WORK

WRITE THE MISSING
LETTERS

Education.com

Find worksheets, games, lessons & more at [education.com/resources](https://www.education.com/resources)
© 2007 - 2019 Education.com


JOIN THE LETTERS & COLOUR THE
PICTURE

Education.com

© 2007 - 2019 Education.com

MATHS HOLIDAYS WORK

LET'S LEARN THE SHAPES




Count and Write

















| | |
|--|----------------------|
| | <input type="text"/> |
| | <input type="text"/> |
| | <input type="text"/> |
| | <input type="text"/> |

HINDI HOLIDAYS WORK

दिए गए चित्र में रंग भरिए।



चित्र के नाम के पहले अक्षर को लिखो
Write the First Letter of the Picture

| | | | |
|---|---|---|---|
|  |  |  |  |
|  |  |  |  |
|  |  |  |  |
|  |  |  |  |

Nursery - Activity Making a Giraffe!



As you know kids that Giraffe has the longest neck. We are gonna make a giraffe with the help of your hand. Yes! Doesn't it sound so exciting. Now let's see what do we need for making this.

Material - Yellow paper , Scissors , brown pompoms(6 to 8),googly eyes , black sketch pen , black paper , glue

Steps:-

Take a yellow sheet and place your arm on it.

Trace an arm on the sheet and cut it out as you can see in the picture.

Now paste two googly eyes. Draw a smile and nostrils of the animal with a sketch pen.

Take some pompoms and paste them on the giraffe. Cut two circles with the help of a black sheet. Paste these circles as shown in the picture.

Your Giraffe is ready!

HAPPY

Holidays