



# STEPHENS INTERNATIONAL PUBLIC SCHOOL

Dr. Aparna Kids Kingdom (The Nursery School)





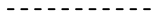



Session - 2024-25

**Class - Nursery**

Syllabus for the month of April

<b>Theme</b>	<b>Baisakhi</b>
<b>Sentence structure</b>	<b>Good Morning</b> <b>How are you? I am fine.</b>
<b>Class Activity</b>	Scribbling
<b>English Patterns</b>	Introduction of Pre-Writing strokes <ul style="list-style-type: none"><li>• Scribbling</li><li>• Standing lines (On Book)</li><li>• Sleeping lines (On Book)</li><li>• Right and left slanting lines (On Book)</li><li>• Right curve, left curve (On Book)</li></ul>
<b>English</b>	<b>Writing skills</b> <b>Capital Letters:- L, T, I, H, A (On Note Book)</b> <b>Vocabulary Building</b> L - Ladder, Lips, Lemon, Leaf, Lake

	<p>T - Tent, Table, Top, Tortoise, Ten  I - Ice, Iron, Injection, Insect, Igloo  H - Honey, Horse, Hammer, House, Hand  A - Apron, Ankle, Apricot, Arrow, Ambulance</p> <p><b><u>Identification with Picture</u></b></p> <p><b>Recognition / Reading of alphabetical words from A to F (on book)</b></p> <p><b>Rhymes:-</b></p> <ul style="list-style-type: none"> <li>• Ring - a - Ring - o' Roses</li> <li>• Twinkle, Twinkle, Little Star</li> <li>• Johny Johny Yes Pappa</li> </ul> <p><b>Topic:- Myself</b></p> <ul style="list-style-type: none"> <li>• My name is _____.</li> <li>• I am a boy / girl.</li> <li>• I am four years old.</li> <li>• I study in Nursery class.</li> <li>• The name of my school is Dr. Aparna Kids Kingdom.</li> </ul>
<p>हिन्दी</p>	<p>पैटर्न लेखन</p> <ul style="list-style-type: none"> <li>● खड़ी रेखा</li> <li>● सीधी रेखा</li> <li>● आधा अक्षर</li> </ul> <p>लिखित – कार्य</p> <p>उ, ऊ, अ, आ</p> <p>शब्दावली</p> <p>उ – उल्लू , उठना , उपहार , उदय  ऊ – ऊन , ऊपर , ऊँट , ऊदबिलाव  अ – अनार, अखबार , अदरक , अजगर  आ – आटा , आलू , आम , आग</p> <ul style="list-style-type: none"> <li>● अक्षर से अक्षर का मिलान – अ से ई</li> <li>● चित्र से चित्र का मिलान</li> <li>● स्वरों की पहचान</li> </ul> <p>मौखिक –कार्य</p> <ul style="list-style-type: none"> <li>● मछली</li> <li>● बारिश</li> </ul>

<p><b>Maths</b></p>	<p><b>Pre-Writing Strokes</b>  <b>Trace the Patterns</b></p> <ul style="list-style-type: none"> <li>• Standing lines  (on note book)</li> <li>• Slanting lines  (on note book)</li> <li>• Sleeping lines  (on note book)</li> <li>• Curves </li> </ul> <p><b><u>Writing skills</u></b></p> <ul style="list-style-type: none"> <li>• Number. 0, 1, 4, 7, 10 (On note books)</li> <li>• Match the same numbers</li> <li>• Circle the same numbers</li> </ul> <p><b><u>Concept Oral</u></b></p> <ul style="list-style-type: none"> <li>• Shapes</li> <li>• Circle </li> <li>• Triangle </li> <li>• Up and Down</li> <li>• Tall and Short</li> </ul>
<p><b>General Knowledge</b></p>	<p>Q1. What is your name?  Ans. My name is _____.</p> <p>Q2. Who are you?  Ans. I am a boy / girl.</p> <p>Q3. How old are you?  Ans. I am four years old.</p> <p>Q4. In which class do you study?  Ans. I study in Nursery class.</p> <p>Q5. What is the name of your school?  Ans. The name of my school is Dr. Aparna Kids Kingdom.</p>

## Celebration of Baisakhi



### General Awareness

- **Fruits name**  
Blackberry, Plum, Fig, Jackfruit, Apricot
- **Vegetables Name**  
Broccoli, Beetroot, Eggplant, Green Onion, Bell Pepper

## Syllabus for the month of May

<b>THEME</b>	<b>Health and Hygiene</b>
<b>Sentence structure</b>	<ul style="list-style-type: none"><li>• <b>May I come in Ma'am?</b></li><li>• <b>May I go to ease myself?</b></li></ul>
<b>English</b>	<p><b><u>Writing Skills</u></b></p> <ul style="list-style-type: none"><li>• Capital Letters - E, F, V, X (On Note book)</li><li>• Match the letters to the pictures with the same beginning sound</li><li>• Write the first letter of the given pictures</li></ul> <p><b><u>Vocabulary Building</u></b></p> <ul style="list-style-type: none"><li>• E → Earthworm, Eggplant, Empty, Eraser</li><li>• F → Fire, Food, Feather, Flag</li><li>• V → Vegetables, Vest, Volcano, Vowels</li><li>• X → X-ray, Xylophone, Xmas tree</li><li>• Identification with Pictures</li></ul>

	<p><b><u>Oral</u></b></p> <ul style="list-style-type: none"> <li>• A to L with phonetic drill (Phonic song)</li> <li>• Recognition of letters (A to L)</li> <li>• Recognition / Reading of alphabetical words from A to L (on book)</li> </ul> <p><b><u>Rhymes</u></b></p> <ul style="list-style-type: none"> <li>• Rain Rain Go Away</li> <li>• Jack and Jill</li> <li>• Ten Little Buses</li> </ul> <p><b><u>Opposite word</u></b></p> <ul style="list-style-type: none"> <li>• Happy and Sad</li> </ul>
<p>हिन्दी</p>	<p>लिखित कार्य</p> <ul style="list-style-type: none"> <li>● अं, अः, ओ, औ</li> <li>● चित्र पहचानकर सही अक्षर पर गोला करो</li> <li>● चित्र से चित्र का मिलान</li> </ul> <p>मौखिक</p> <p>स्वरों की पहचान</p> <ul style="list-style-type: none"> <li>● अ से ऋ तक</li> </ul> <p>कविताएँ –</p> <ul style="list-style-type: none"> <li>● आलू – कचालू</li> <li>● चिड़िया</li> </ul> <p>शब्दावली</p> <ul style="list-style-type: none"> <li>● अं – अंगूर, अंग, अंडा</li> <li>● ओ – ओखली, ओढ़नी, ओस</li> <li>● औ – औज़ार, औरत, औषद</li> </ul>
<p>Maths</p>	<p><b><u>Pre - Writing skills</u></b></p> <p><b><u>Concept</u></b></p> <ul style="list-style-type: none"> <li>• Same and Different (On Book )</li> <li>• Long and Short (On Book)</li> <li>• Square (On Book)</li> <li>• Rectangle (On Book)</li> <li>• Numbers : 6, 8, 9, 2, 3 (On Note book)</li> <li>• Count and circle the number</li> <li>• Match the same shapes</li> <li>• Match the same numbers</li> </ul>

	<p><b><u>Oral</u></b></p> <ul style="list-style-type: none"> <li>• Recognition of shapes and Numbers</li> <li>• Counting from 0 to 10</li> </ul>
<p><b>General Awareness</b></p>	<p><b>Colours</b> - Coral, Olive, Grey, Lavender, Maroon  <b>Body Parts</b> - Head, Forehead, Legs, Fingers, Ankle, Elbow, Arms</p>
<p><b>General Knowledge</b></p>	<p>Q 1. What is the colour of milk?  Ans. White</p> <p>Q2. What is the colour of blood?  Ans. Red</p> <p>Q3. What is the colour of a leaf?  Ans. Green</p> <p>Q4. What is the colour of chocolate?  Ans. Brown</p> <p>Q5. How many toes and fingers do you have?  Ans. I have ten toes and ten fingers.</p> <p>Q6. What do you do with your eyes?  Ans. I see with my eyes.</p> <p>Q7. Which organ is used to taste the food?  Ans. Tongue is used to taste the food.</p>
<p><b>Activity</b></p>	<p><b>Colour Matching Rainbow</b></p> 