



# STEPHENS INTERNATIONAL PUBLIC SCHOOL


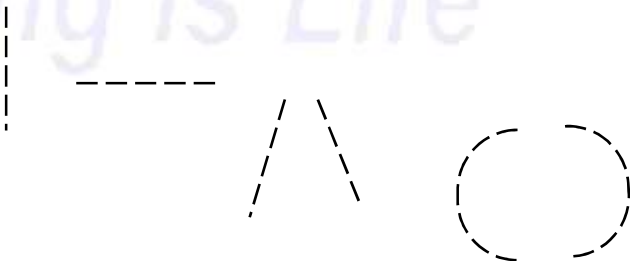
Dr. Aparna Kids Kingdom (The Nursery School)







Session - 2025-26

**Class - Nursery**

## Syllabus for the month of April

<b>Theme</b>	<b>Baisakhi</b>
<b>Sentence structure</b>	Good Morning How are you? I am fine.
<b>Class Activity</b>	Hand Printing 
<b>English Patterns</b>	<b>Introduction of Pre-Writing Skills</b> <ul style="list-style-type: none"><li>• Scribbling</li><li>• Standing lines</li><li>• Sleeping lines</li><li>• Slanting lines</li><li>• Curves</li></ul> 

English	<p><b>Writing skills</b></p> <p><b>Capital Letters:-</b> L, T, I, H,</p> <p><b>Vocabulary Building</b></p> <p>L - Lamp, Leaf, Ladder</p> <p>T - Tomato, Tree, Turtle</p> <p>I - Igloo, Ink-pot, Insect</p> <p>H - Hat, House, Helicopter</p> <p><b>Identification with picture</b></p> <p><b>Recognition / Reading of alphabetical words from A to F</b></p> <p><b>Oral</b></p> <p><b>Rhymes:-</b></p> <ul style="list-style-type: none"> <li>• Good Morning</li> <li>• Thank You God</li> </ul> <p><b>English Questions</b></p> <p>1. What is your name?</p> <p>Ans. My name is _____.</p> <p>2. In which class do you study?</p> <p>Ans. I study in Nursery class.</p> <p><b>Opposite word</b></p> <p>Good - Bad</p>
हिन्दी	<p><b>पैटर्न लेखन</b></p> <ul style="list-style-type: none"> <li>● खड़ी रेखा</li> <li>● सीधी रेखा</li> <li>● आधा अक्षर</li> </ul> <p><b>लिखित कार्य</b></p> <ul style="list-style-type: none"> <li>● उ, ऊ, अ, आ</li> <li>● अक्षर से अक्षर का मिलान</li> </ul> <p><b>शब्दावली</b></p> <p>उ - उपहार, उल्लू</p> <p>ऊ - ऊन, ऊँट</p> <p>अ - अनार, अजगर, अदरक</p> <p>आ - आम, आग, आलू</p> <p><b>कविताएँ</b></p> <ul style="list-style-type: none"> <li>● बिल्ली मौसी</li> <li>● मिट्टू मियाँ</li> </ul>

<p><b>Maths</b></p>	<p><b>Pre-Writing Strokes</b>  <b>Trace the Patterns</b></p> <ul style="list-style-type: none"> <li>• Standing lines </li> <li>• Slanting lines </li> <li>• Sleeping lines </li> <li>• Curves </li> </ul> <p><b>Concept</b></p> <ul style="list-style-type: none"> <li>• Shapes (star, circle)</li> <li>• Big and small</li> </ul> <p><b>Writing skills</b></p> <ul style="list-style-type: none"> <li>• Numbers - 1, 4, 7, 10</li> <li>• Match the same numbers</li> <li>• Circle the correct numbers</li> </ul> <p><b>Oral</b></p> <ul style="list-style-type: none"> <li>• Recognition of numbers 0 to 5</li> <li>• Reading of numbers 0 to 5</li> </ul>
<p><b>E.V.S.</b></p>	<p><b>Topic : Body Parts</b></p> <ul style="list-style-type: none"> <li>• Face, Lips, Teeth, Hands, Fingers and Legs</li> </ul> <p><b>Shapes</b> - Circle, Triangle, Square, Rectangle and Oval</p>
<p><b>General Knowledge</b></p>	<p>Q1. How many fingers do we have?          Ans. We have eight fingers and two thumbs.</p> <p>Q2. How many legs do we have?          Ans. We have two legs.</p>

Q3. What do you do with your eyes?

Ans. I see with my eyes.

Q4. Which shape has three sides?

Ans. A triangle has three sides.

Q5. Which shape has four sides?

Ans. Square

Q6. Which organ is used to taste food?

Ans. Tongue

Activity on  
Baisakhi

**Celebration of Baisakhi**



*Learning is Life*

## Syllabus for the month of May

<b>THEME</b>	<b>Health and Hygiene</b>
<b>Sentence structure</b>	<ul style="list-style-type: none"> <li>• May I come in?</li> <li>• May I go to ease myself?</li> </ul>
<b>English</b>	<p><b>Writing Skills</b></p> <ul style="list-style-type: none"> <li>• Capital Letters - A, E, F, X, V</li> <li>• Match the letter to the picture with the same beginning sound</li> <li>• Match the same letters</li> </ul> <p><b>Vocabulary Building</b></p> <ul style="list-style-type: none"> <li>• A → Apple, Ant, Axe</li> <li>• E → Egg, Elephant, Elbow</li> <li>• F → Fish, Finger, Frog</li> <li>• X → X-mas Tree, Xylophone</li> <li>• V → Violin, Van, Vegetables</li> </ul> <p><b>Identification with Pictures</b></p> <ul style="list-style-type: none"> <li>• Recognition / Reading of alphabetical words from A to H</li> </ul> <p><b>Rhymes (Oral)</b></p> <ul style="list-style-type: none"> <li>• I have a Little Nose</li> <li>• Two Little Hands</li> </ul> <p><b>Opposite words</b></p> <ul style="list-style-type: none"> <li>• Yes - No</li> </ul> <p><b>Question - Answers</b></p> <p>Q1. What is the name of your school? Ans. The name of my school is Dr. Aparna Kids Kingdom.</p> <p>Q2. Where do you live? Ans. I live in Jammu.</p> <p>Q3. Who are you? Ans. I am a boy/girl.</p>
<b>हिन्दी</b>	<p><b>लिखित कार्य</b></p> <ul style="list-style-type: none"> <li>● अं, अः, ओ, औ</li> <li>● अक्षर से अक्षर का मिलान</li> <li>● चित्र पहचानकर पहला अक्षर लिखें</li> </ul>

	<p><b>शब्दावली</b></p> <ul style="list-style-type: none"> <li>● अं – अंगूर, अंगूठा</li> <li>● ओ – ओखली, ओढ़नी</li> <li>● औ – औरत, औज़ार</li> </ul> <p><b>मौखिक कार्य</b></p> <ul style="list-style-type: none"> <li>● नानी का घर</li> <li>● बंदर मामा</li> <li>● फलों के नाम – आम, केला, सेब, संतरा और अंगूर</li> </ul>
<b>Maths</b>	<p><b>Pre - Writing skills</b></p> <p><b>Concept of shapes:</b> Triangle, Square, Rectangle</p> <p><b>Concept of Tall / Short</b></p> <p><b>Writing skills</b></p> <ul style="list-style-type: none"> <li>• Numbers: 8, 9, 6, 3</li> <li>• Match the object with the same shape</li> <li>• Match the same number</li> <li>• Count and write</li> </ul> <p><b>Oral</b></p> <ul style="list-style-type: none"> <li>• Forward counting from 1 to 10</li> <li>• Counting from 0 to 10</li> </ul>
<b>General Awareness</b>	<p><b>Fruits name</b> – Apple, Mango, Banana, Grapes, Cherry, Guava</p> <p><b>Vegetables name</b> – Tomato, Potato, Onion, Brinjal, Lemon, Peas</p>
<b>General Knowledge</b>	<p>Q 1. Which is our national fruit? Ans. Mango is our national fruit.</p> <p>Q2. Which fruit has no seeds? Ans. Banana</p> <p>Q3. Which fruit has many seeds? Ans. Water melon and papaya</p> <p>Q4. Which vegetable looks like a flower? Ans. Cauliflower</p> <p>Q5. Which is the national vegetable? Ans. Pumpkin</p> <p>Q6. Which vegetable is the king of vegetables? Ans. Brinjal</p>

## Activity in classroom

Activity



*Learning is Life*