



DR. APARNA KIDS KINGDOM (THE NURSERY SCHOOL)

Session – 2022-2023



HOMework

for Summer Vacation

a unique book of holidays homework



- Hindi
- English
- Mathematics
- General Knowledge
- Art and Creativity

WORKSHEETS FOR NURSERY

GREETING OF THE DAY

HAPPY SUMMER VACATION TO ALL.


DEAR PARENTS YOU ALL HAVE WORKED HARD IN THE PAST FEW MONTHS AND IT IS THE TIME TO HAVE A REFRESHING VACATION. SO HAVE A FABULOUS SUMMER WITH YOUR FAMILY.

PARENTS TIPS

- MOTIVATE YOUR CHILD TO GET UP EARLY IN THE MORNING AND TELL HIM/HER TO WISH CHEERFULLY.
- ENCOURAGE HIM/HER TO SAY THANK YOU AND PLEASE.
- CHILDREN OBSERVE FROM SURROUNDINGS HOW TO BEHAVE AND THE BASIC SKILLS OF LIFE. SO BE A ROLE MODEL FOR YOUR CHILDREN.

ENGLISH HOMEWORK

➤ Time to write Capitals :- Do page no. 10 to 15.



ACTIVITY SALT PAINTING

Material Required- Water/poster colour, drawing pad, paint brush, salt and water

- Firstly draw flowers and apply glue on it.
- Now sprinkle some salt on it
- Remove the extra salt by shaking drawing pad
- Take some poster colour and add some water in it
- Now with the help of paint brush apply some color on the salt



Q.1) MATCH THE FOLLOWING:



L


T

I

A

H

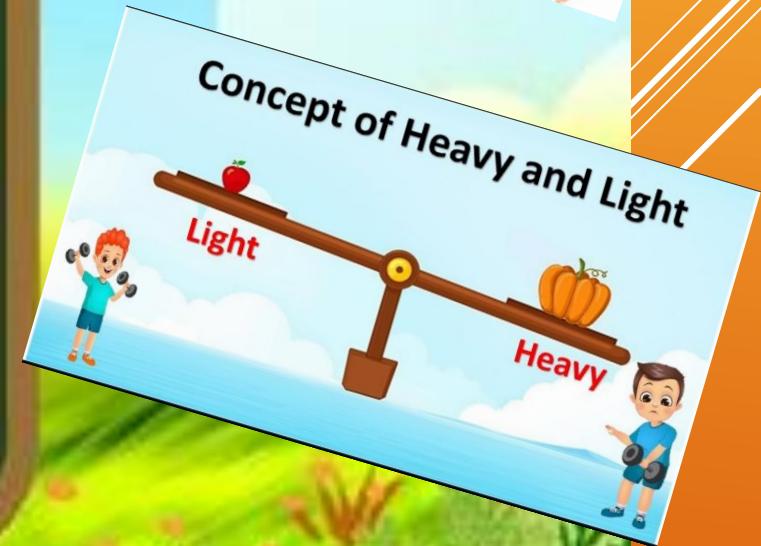
MATHS HOMEWORK



- Magic numbers (1 to 20)
- Do page no. 11 to 16.


ACTIVITY WORK :-

- Make a chart of numbers from 1 to 10 with the help of colourful bindis.




Count All The Pictures

	1 2 3 4
---	------------------

	3 4 2 1
---	------------------

	8 9 7 6
--	------------------

	7 9 6 5
--	------------------

हिंदी गृहकार्य

➤ हिन्दी लेखन:- पृष्ठ संख्या 10 से 13

सही वर्ण को चित्र से मिलाओ



अ

आ

इ

उ

ए

ओ





GENERAL AWARENESS

➤ Body Parts

Body parts
Identify and match the body parts



eyes
nose
leg
hand

arm
ear
mouth
foot

This block contains a matching exercise for body parts. In the center is a cartoon illustration of a young boy with brown hair, wearing blue shorts. To his left are four body parts with labels: eyes, nose, leg, and hand. To his right are four more body parts with labels: arm, ear, mouth, and foot. The text 'Body parts' and 'Identify and match the body parts' is at the top of the exercise area.




$$1 + 7 = 8$$

ART ACTIVITY

- Do page no. 5 to 9

Activity Time :- Do page no. 12, 13, 16, 17 and 27 on your book.

Have a great



VaCation!