



# STEPHENS

INTERNATIONAL PUBLIC SCHOOL



## Holidays' Homework

Session – 2025-26

## Class: 7th

### **General Instructions:**

- 1. Use assignment sheets to do all the written work.**
- 2. Use a separate file (use A4 sheets) for project and activity work.**
- 3. Make separate file for each subject.**
- 4. Do your work neatly and beautify it.**
- 5. Revise Pre Mid Term Syllabus.**

### **Subject : English**

- God gives us 24 hours in a day, let us take out a few minutes for Him and thank Him for the happy moments and also ask Him to give us strength to cope up with our difficulties.**
- Don't be lazy and become a couch potato!! Do exercise and be fit and healthy.**
- Reading is fun and it helps us develop our vocabulary. Make it a habit to read story books.**

#### **1. Words of Wisdom:**

Collect 10 inspirational quotes from famous personalities. Design a scrapbook with these quotes and decorate it.

#### **2. Mother Moments Album:**

Capture moments through photos or drawings of how you helped your mother during the holidays and compile them into an album.

#### **3. Letter to a Friend:**

Write a letter to your friend sharing your experience of spending time with your grandparents during the vacation. Mention special memories and lessons learned.

#### **4. Explore & Reflect:**

Visit any museum, botanical garden, zoo, or art gallery and write a brief report on your visit, what you learned, and how such visits promote environmental and cultural awareness.

#### **5. Creative Writing:**

Write an original article/poem/short story reflecting creativity, thoughts or personal experiences. Make sure that the work is self-created and not copied from any source.

**Theme:** Learning Beyond Books

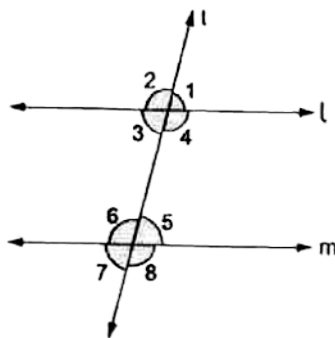
## विषय - हिन्दी

1. भाई-बहन की देखभाल करना या छोटे भाई-बहनों को सँभालना क्या बाल-मजदूरी के अतर्गत आता है? इस विषय पर 100 शब्दों में अनुच्छेद लिखें।
2. प्राचीन काल में क्लोरोफॉर्म नहीं था। पता लगाएँ कि उस समय शल्य चिकित्सा किस प्रकार की जाती थी? (80-100 शब्दों में लेख लिखिए)
3. 'सर्व-कल्याण' संस्था आपके विद्यालय में रक्त दान शिविर लगा रही है। इस पर एक आकर्षक विज्ञापन तैयार करें।
4. देश आपके लिए क्या अर्थ रखता है तथा उससे जुड़े ऐसे कौन-से तीन मुद्दे हैं, जिन पर आप चाहते हैं कि सरकार सख्त कानून बनाए। विस्तार पूर्वक लिखें और उस पर स्लोगन तैयार करें।
5. गरमी के बढ़ते प्रभाव के कारण शरीर को ठंडक पहुँचाने के लिए अपनी माता जी की सहायता लेते हुए कोई पेयजल बनाएँ। उसका आनंद उठाएँ। उसकी सामग्री एवं उसे बनाने की विधि चित्र सहित लिखकर सांझा करें।
6. माता-पिता या बड़े बुजुर्गों के सम्मान हुते कविता लिखें जो दूसरों को भी प्रोत्साहित करे।

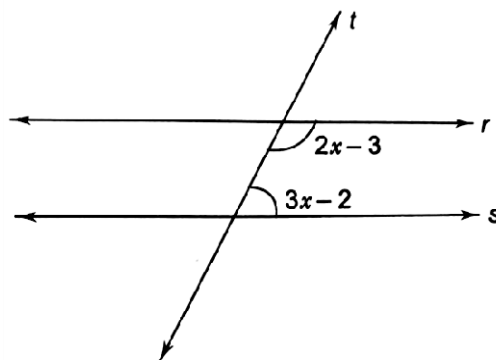


## Subject: Mathematics

- Q1. In the given figures  $l \parallel m$  and ' $t$ ' is a transversal. If  $\angle 1 = 50^\circ$ , find all the other angles marked in figures.



- Q2. In the given figure,  $r \parallel s$  and ' $t$ ' is a transversal. Find  $x$ .



- Q3. Express 700 m in km.
- Q4. A file of 100 sheets of paper is 1.9cm thick. What is the thickness of each sheet?
- Q5. Divide 16.578 by 5.4
- Q6. Find the product of:  
 $3.07 \times 0.02$
- Q7. Subtract: 102.25 from 250.52
- Q8. Write five pairs of integers (a, b) Such that  $a \div b = -4$ .
- Q9. Evaluate:  
 $(-31) \div [(-30) + (-1)]$
- Q10. Find the product by convenient grouping:  
 $(-2) \times 18 \times (-50)$

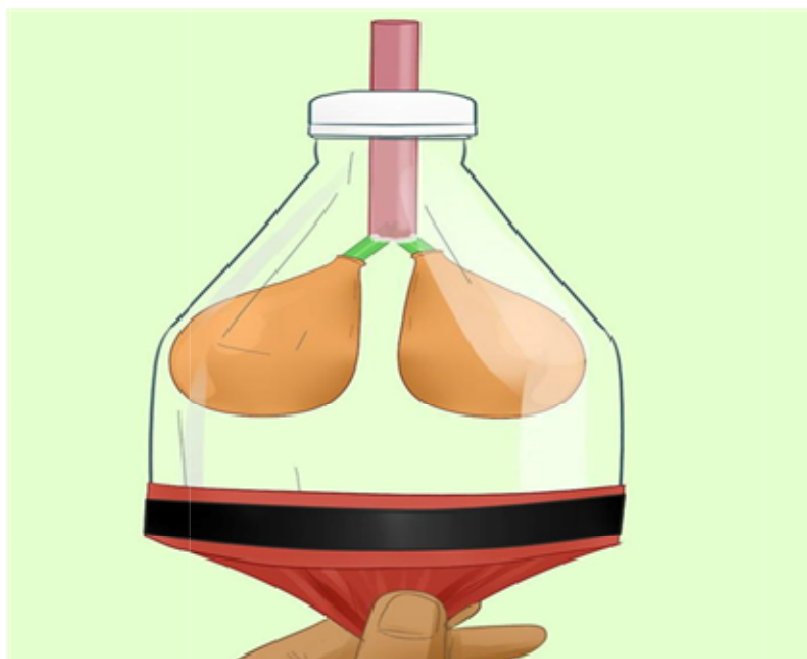
### PROJECT WORK

Prepare a project/working model on types of angles.

## Subject : Science

- **REVISION** - Draw a flow chart showing the properties of acids and bases, different types of indicators, their examples, and colour changes in acidic and basic medium. (On a chart)
- **WORKING MODEL** - Design a working model to demonstrate the role of the diaphragm in breathing, showing how it contracts and relaxes to facilitate inhalation and exhalation.

You will need a plastic bottle, a Y shaped glass or plastic tube, thin rubber sheet, thread, two balloons and a cork with a single hole.



- **PROJECT WORK** –Prepare a project file that describes the steps involved in wastewater treatment.



## Subject : Social Science

### Instructions:

- Use maps, diagrams, and drawings wherever necessary.

### Section A: Locality – Then and Now

1. **Project Work:** Enquire from your parents and prepare a comparative chart or scrapbook page showing how your locality has changed in the past 20 years. Include:
  - Infrastructure (roads, buildings)
  - Population
  - Cleanliness and sanitation
  - Shops and markets
  - Any major development projects
2. **Interview Task:** Talk to any senior citizen (grandparents/neighbour) and ask them the following:
  - What changes have they noticed in your locality?
  - What do they miss about the old locality?
  - What improvements do they appreciate today? Write a summary in 150 words.

### Section B: Local Administration – Nagar Palika

1. **Roleplay Script Writing:** Write a short play/script (1-2 pages) showing how Nagar Palika helps in solving a local problem (e.g., garbage collection, road repair, or water supply). Characters: Councillor, Nagar Palika Officer, Local Resident, etc.
2. **Flowchart Activity:** Draw a flowchart explaining how a complaint (e.g., garbage issue) reaches the Nagar Palika and how it is resolved.

### Section C: Indian Sub-continent – Climate & Monsoon

1. **Weather Diary:** Maintain a 5-day weather diary of your city/town:
  - Temperature (Min & Max)
  - Rainfall (if any)
  - Cloud Cover/Wind
  - General Observation (sunny, rainy, humid, etc.)
2. **Map Activity:** On an outline map of India:
  - Mark and label 4 major regions receiving heavy rainfall.
  - Shade the Western Rajasthan region with light colour showing arid climate.
  - Write the average annual rainfall of any 3 regions.
3. **Short Note:** Write a short note (100–120 words) on the importance of the monsoon for Indian agriculture.

### Bonus Activity (Optional):

- Create a collage using newspaper clippings or pictures related to climate change or rainfall-related news in India.



## Subject: Computer

### Monthly Expenses – Combine and Compare Using Excel

Create an Excel workbook to show how your family spends money in a month.

#### INSTRUCTIONS

**1. Create Two Separate Sheets.**

- Name one sheet Mother and the other Father.
- In each sheet, make a table with the following columns:
  - Things We Spend On (Example: Food, Transport, Electricity, Shopping)
  - Money Spent (in Rupees)
- Enter at least 5 different expense items in each sheet.

**2. Create a Third Sheet for Total Expenses.**

- Name it Family Total.
- Use the SUM formula to combine the expenses from both sheets for each item.
- Show the total amount spent by the family.

**Note:- Take print out of all the pages and compile it in a folder. Design an attractive cover for your file / folder.**

## Subject : Art

- **Arrange artificial flowers using a small basket.**

